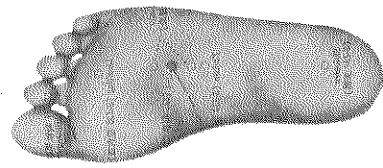
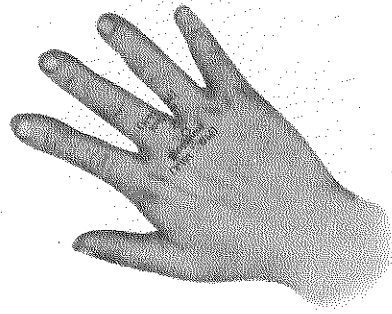
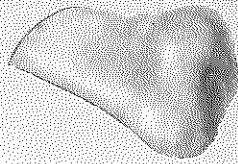


NOSE, HAND AND FOOT ACUPUNCTURE



by Lo Chi Kwong
The Commercial Press, Limited

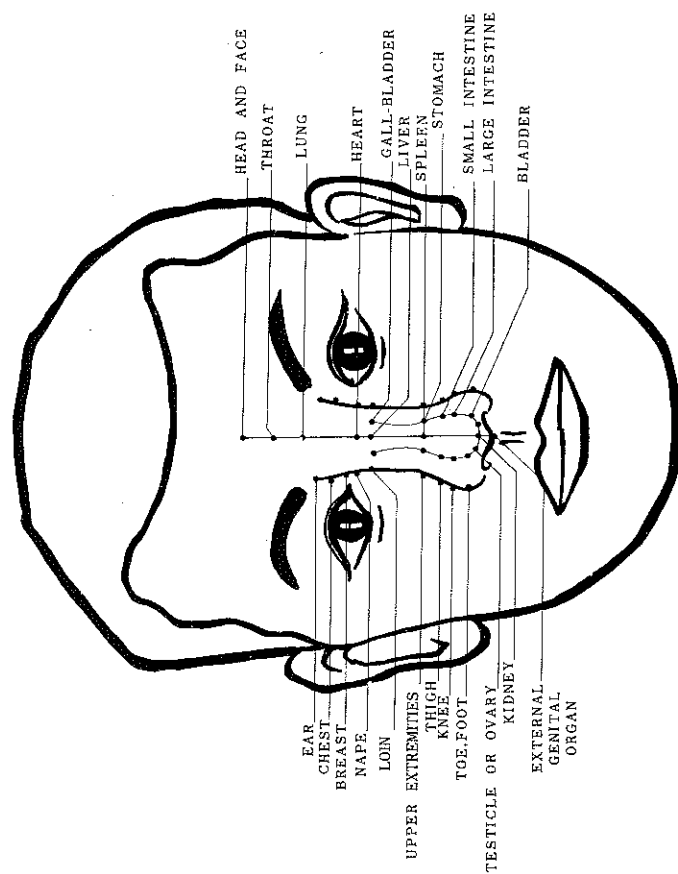


Fig.1 NOSE ACUPUNCTURE

Line two: Yang Hollow C situated at both lateral sides of the nose. Points found in these lines are: Gall-bladder; Large intestine; Bladder.

Line three: Chest, Extremities. Points found on the lateral sides of line two. Points found on the line are: Ear; Chest; Breast; Nape; Loin; Upper extremities; knee; foot and toe.

No numbering of nose acupuncture points is found in ancient documents. All numbers and names of points are given by the authors, and are according to their positions.

It should be noted that the lines of nose acupuncture are not really straight lines, but are according to the contour of the nose.

There are 38 points found on the nose:

- 8 points at the first line
- 10 points at the second line
- 18 points at the third lines
- 2 points located beside the nose

(II) LOCATION OF POINTS

Line one: From the upper nostril to the tip of the philtrum forming the line.

(1) Head and face points: u

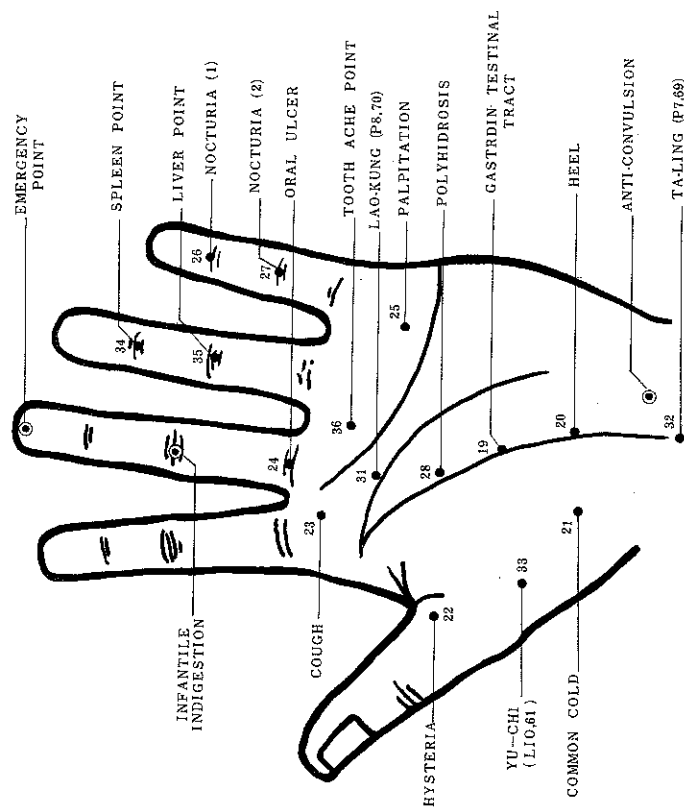


Fig.3 HAND ACUPUNCTURE
(PALMAR SURFACE)

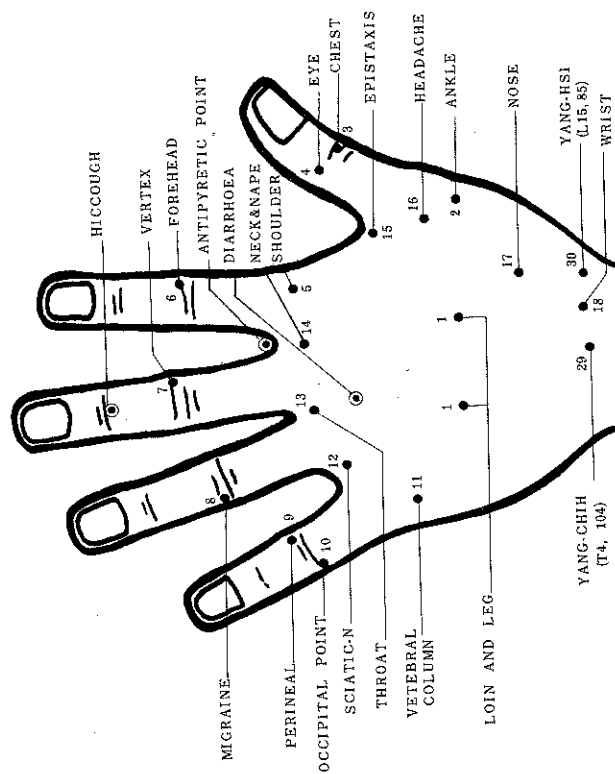


Fig.2 HAND ACUPUNCTURE
(DORSAL SURFACE)

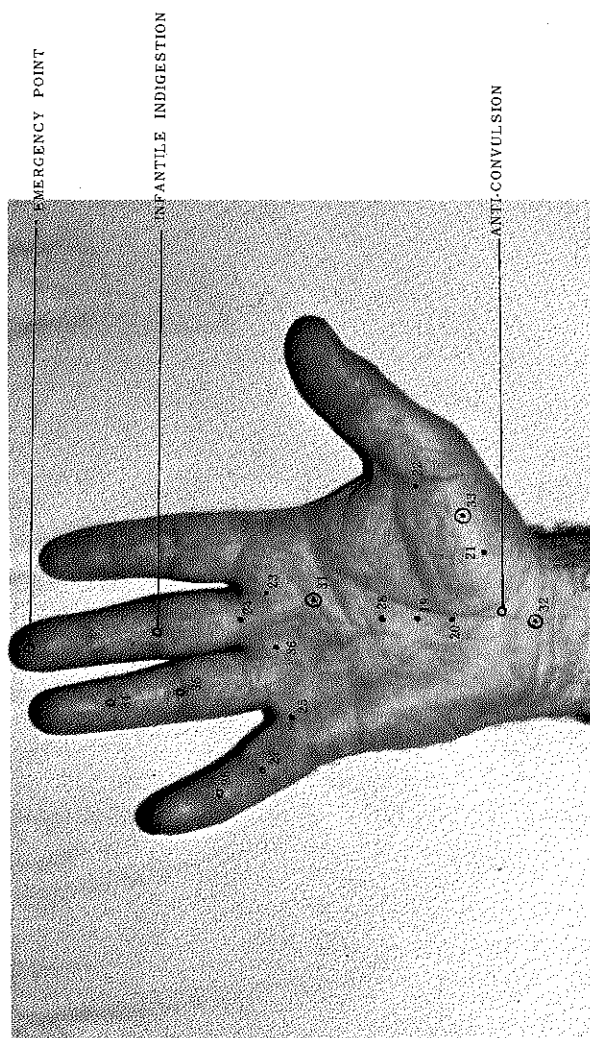
Chapter III Foot Acupuncture

(I) INTRODUCTION

In spite of the long historical background of wide exploration of acupuncture technique over the years, foot acupuncture has never been considered as important. However, after studying the ancient knowledge of foot acupuncture and our own additional findings, we feel that it is necessary for us to reveal the secret of foot acupuncture. The purpose of this set of diagrams is aimed at, firstly, revealing the location of points of foot acupuncture so that this part of acupuncture would not vanish with time, and secondly, to encourage more in-depth studies in this field.

This set of diagrams consists of a total of three diagrams, showing the dorsal surface, the plantar side and the lateral side of the foot.

The following notes will give a detailed description of the location of points, their main treatment and the method of application. In addition, positions of the points found on foot will also be shown and their functions will be discussed.



- | | | |
|----------------------------------|----------------------------|-----------------------------|
| No. 19. GASTRO-INTESTINEAL TRACT | No. 24. ORAL ULCER | No. 32. TA-LING (P. 7.69) |
| No. 20. HEEL | No. 25. PALPITATION | No. 33. YU-CH'EN (L. 10.61) |
| No. 21. COMMON COLD | No. 26. NOCTURIA (1) | No. 34. SPLEEN POINT |
| No. 22. HYSTERIA | No. 27. NOCTURIA (2) | No. 35. LIVER POINT |
| No. 23. COUGH | No. 28. POLYHDROSIS | No. 36. TOOTHACHE POINT |
| | No. 31. LAO-KUNG (P. 8.70) | |